


FORT ORANGE STUDENT WORKSHEET

IMPORTANT:

Do NOT complete the form in the web browser.
If you do not SAVE this document to your computer first,
your responses will not be saved.

INSTRUCTIONS:

1. Download the PDF to your computer 
2. Open the downloaded PDF file
3. Use "SAVE AS" to save the file to your computer
example: YourName-FortOrangeLesson_Worksheet.PDF
4. Begin completing the worksheet
5. SAVE the document again once it is complete.

or

Print the document to complete by hand



FORT ORANGE – LESSON 3 WORKSHEET

Archaeology of Fort Orange

SETTING THE STAGE: Catalina Trico

Read the passage about “The First White Woman in Albany.”

THE FIRST WHITE WOMAN IN ALBANY.
[N. Y. CO. MSS. XXXV.]

CATALINA TRICO aged about 83 years born in Paris doth Testify and Declare that in y^e year 1623 she came into this Country wth a Ship called y^e Unity wherof was Commander Arien Jorise belonging to y^e West India Company being y^e first Ship y^e came here for y^e s^t Company; as soon as they came to Manhattan now called N. York they sent Two families & six men to Hartford River & Two families & 8 men to Delaware River and 8 men they left att N. York to take Possession and y^e Rest of y^e Passengers went wth y^e Ship up as farr as Albany which they then Called fort Orange When as y^e Ship came as farr as Sopus which is y^e way to Albany; they lighted y^e Ship wth some boats y^e were left there by y^e Dutch that had been there y^e year before a trading wth y^e Indians upent there came accounts & gone back again to Holland & so brought y^e vessel up; there were about 18 families aboard who settled themselves att Albany & made a small fort; and as soon as they had built themselves some huts of Bark; y^e Mahikanders or River Indians. y^e Maquose: Onogdes: Ononodages Cayongas: & Sinnekes; wth y^e Mahawana or Ottawawas Indians came & made Covenants of friendship wth y^e s^t Arien Jorise their Commander Bringing him great Presents of Beaver w^{ch} they & desired that they might come & have a Constant free Trade with them; w^{ch} was concluded upon & y^e s^t nations came daily with great multitudes of Beaver & traded them wth y^e Christians, there s^t Comman^r Arien Jorise staid with them all winter and sent his some home with y^e ship; y^e s^t Deponent lived in Albany three years all which time y^e s^t Indians were all as quiet as Lambs & came & Traded with all y^e free-don Inhabitants, in y^e year 1624 y^e Deponent came from Albany & settled at N. York where she lived afterwards for many years and then came to Long Island where she now lives.

The s^t Catalyn Trico made oath of y^e s^t Deposition before me at her house on Long Island in y^e Wale Bought this 17th day of October 1688.

WILLIAM MORRIS
Justice of y^e pece

 ZOOM IN
<http://exhibitions.nysm.nysed.gov/fortorange/catalinatrico.jpg>

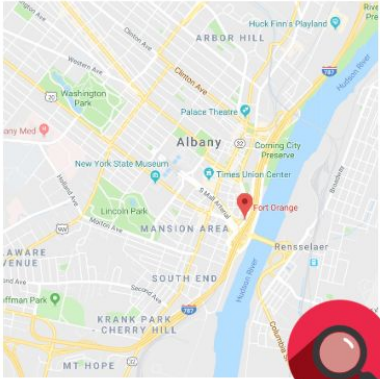
1. Who was Catalina Trico and how did she describe Fort Orange?

2. How reliable is this source on a scale of 1 to 10?



ACTIVITY 1: Location of Fort Orange

Review different sources about the location of Fort Orange (click each image to access the file online).



ZOOM IN



ZOOM IN



VIEW ORIGINAL SOURCE

3. Identify the location of Fort Orange and describe what is located there today.



ACTIVITY 2: Visualizing Archaeology – Artifacts

These **ARTIFACTS** were all uncovered during excavation efforts of the Fort Orange site:



Yellow bricks from the Netherlands



Green- and red-glazed clay tiles



Imported red clay roof tiles



Lead window casing fragments

These **PHOTOGRAPHS** were taken when the excavations of the site were completed in 1971:

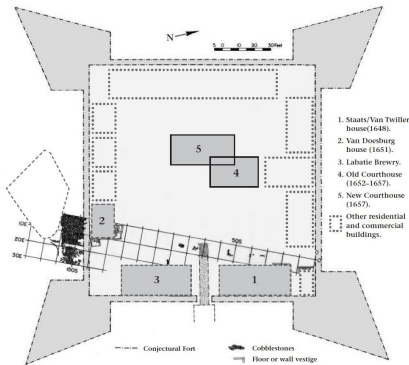


Excavated cellar wall from inside Fort Orange

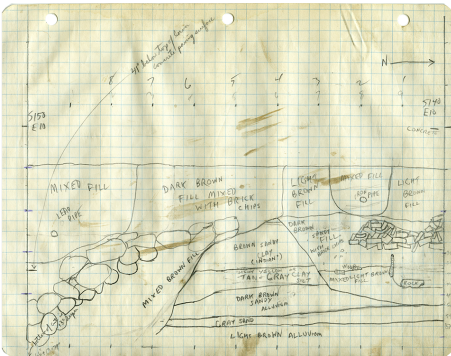


Excavated fireplace and floor inside Fort Orange

These **DRAWINGS** were created to depict the discoveries made about the fort's archaeological footprint:




Plan view of Fort Orange



Drawing: Profile facing west



4. Create an annotated picture. Sketch one building in Fort Orange and include four of the artifacts from the fort in the drawing. Label each artifact with a description and an explanation as to why you chose to include that artifact.





ACTIVITY 3: Employing Historical Evidence – Compare and Contrast

Observe these two historical representations of Fort Orange created by artist Len Tantillo.



Fort Orange, 1635



View of Fort Orange, 1652

5. How do these painting compare to your drawing of Fort Orange from the previous activity? How are they different? How are they the same?



SUMMATIVE ASSESSMENT

6. What evidence provides the best information about what Fort Orange might have looked like in the 1600s?
- Why are certain types of evidence better than other types of evidence?
 - List all the types of evidence from this lesson and rate each type based on bias, validity, and accuracy.
 - Which evidence do you think is the most reliable?